


Keypad

Daily use results in moisture, dirt, icky-pick and other foreign material build up. The keypad may be cleaned by using a soft toothbrush with soap and water. Do not use petroleum-based cleaning agents as they will harm the polycarbonate keypad.




Belt Clips

Although they are durable and long lasting, belt clips can still wear out. You can easily change them out when they become loose.




Line Cord

Prolonged wear and tear can cause small openings that allow moisture to penetrate the cord, causing static and noise. To reduce this effect, use care when unwinding the cord from the handle and change the line cord on a regular basis. *Be sure to use Harris specified line cords.



Battery

The speaker in your test set pulls reserve power from 9V battery. When this battery runs low, the speaker will sound muffled and the volume will drop. Change your battery regularly to prevent these conditions. Be sure to insert battery correctly.



Care & Feeding of your Butt-Set

A few minutes each week is all it needs.

Problem	Possible Solution
Low volume	- Change 9V battery - Clear microphone opening
Static	- Change line cord - Tighten tip and ring connection screws - Change 9V battery
Sticking keypad	- Clean keypad
Muffled speaker	- Change 9V battery - Clear speaker opening
Belt clip loose	- Replace belt clip - Tighten belt clip